



**City of Portsmouth, New Hampshire
Blue Ribbon Committee to Reopen Portsmouth 2021
Remote meeting via Zoom**

Please Register in Advance of this Zoom meeting:
[https://zoom.us/meeting/register/tJEsc-GsrzgqH9ZifhQy4GoKIK_2TkspEYso](https://zoom.us/join/zoom/register/tJEsc-GsrzgqH9ZifhQy4GoKIK_2TkspEYso)

Once registered, you will receive an additional email with the meeting link and password.

Please note, this meeting will also be re-broadcast on the City's YouTube Channel.

Per NH RSA 91-A:2, III (b) the Chair has declared the COVID-19 outbreak an emergency and has waived the requirement that a quorum be physically present at the meeting pursuant to the Governor's Executive Order 2020-04, Section 8, as extended by Executive Order 2021-02, and Emergency Order #12, Section 3. Members will be participating remotely and will identify their location and any person present with them at that location. All votes will be by roll call.

AGENDA

February 24, 2021

2:00 – 3:00 p.m.

- | | | | |
|------|---------------------------|---------------------|---------|
| I. | Welcome/minutes | | 5 mins |
| II. | Health update | Kathie | 5 mins |
| III. | City update | City Manager Conard | 5 mins |
| IV. | Restaurants/retail update | Valerie | 10 mins |
| V. | Streets | Mark | 25 mins |
| VI. | Public Comment | | 10 mins |
| VII. | Adjourn | | |

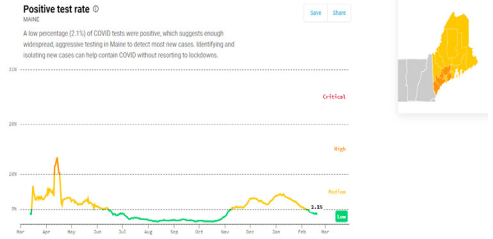
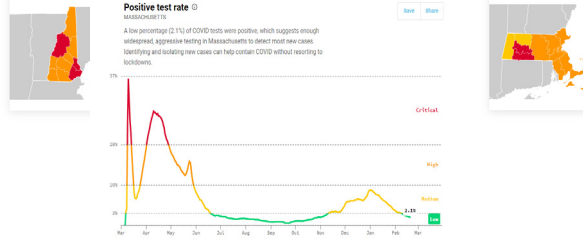
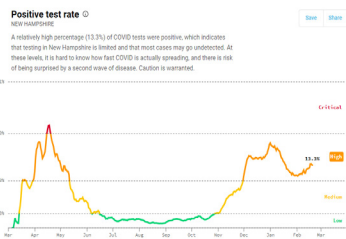
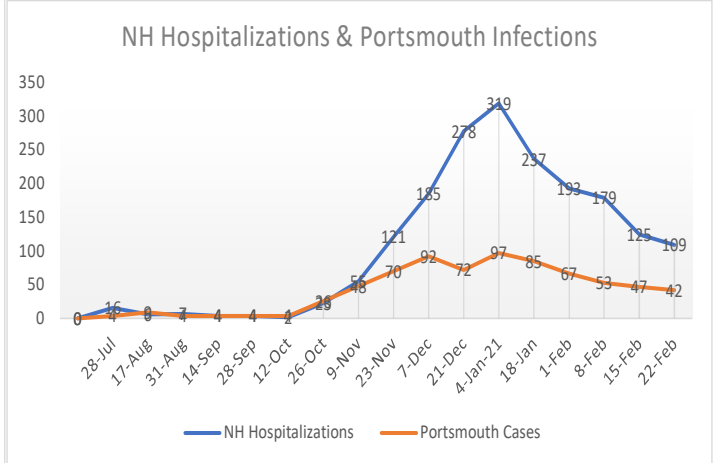
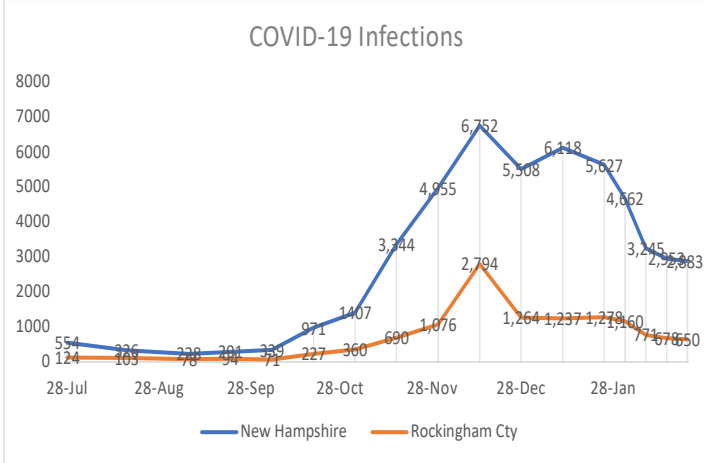
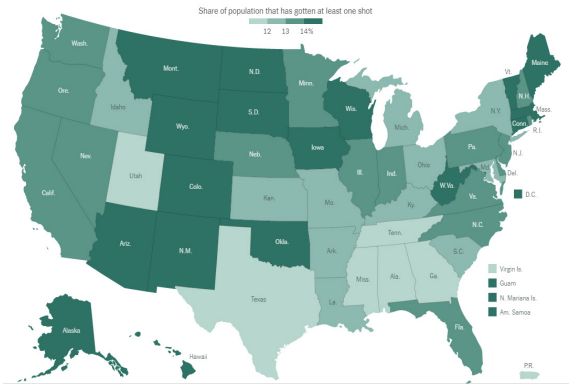
COVID-19 DASHBOARD 2/22/21

This Wk Last Wk Cumulative Deaths

NH Positivity	4.3%	4.4%		
Rockingham Positivity	5.8%	6.6%		
NH	2,883	2,953	73,665	1,154
Rockingham	650	678	18,072	205
Portsmouth	43	47	1,153	

Positivity NH & Rockingham County: NH DHHS

NH: 267,893 vaccinated 328,525 doses received 13.1% of NH population has received 1 dose. <https://www.nytimes.com/interactive/2020/us/covid-19-vaccine-doses.html>

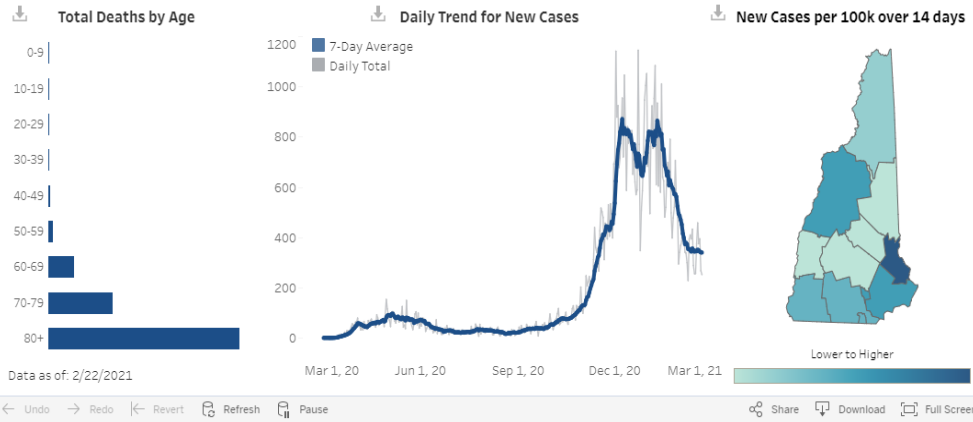


Source: Covid Act Now data tracker that combines data reported by the CDC and the states. For more: <https://covidactnow.org/?s=1488444>

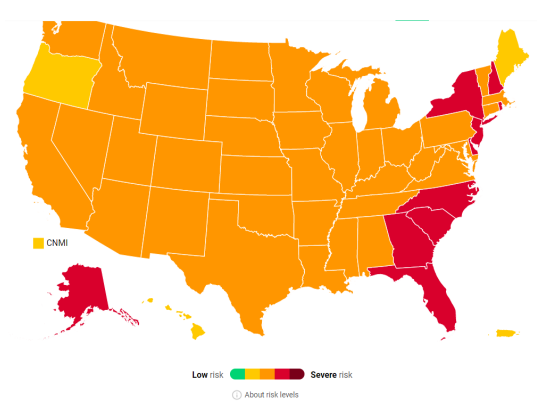
New Hampshire announced **252 cases** for February 22. There were an average of **339 cases per day** over the most recent 7-day period (February 16 to February 22). This is a **1% decrease** compared to the previous 7-day period.



73,665 Total Cases	1,093 Total Hosp. Current Hosp.	4.3% 7-Day Test Positivity	69,628 Total Recovered
2,883 Active Cases	109 Current Hosp.	8,666 Avg. Daily Tests	1,154 Total Deaths



Please note that the numbers are very fluid right now. While heading in the right direction, in general, something like the increase in cases at UNH may have impacted the result shown in the “risk level” map below. There is still a fragile balance that requires protocols.



Send questions to the Mayor’s Blue Ribbon Committee on Health via hotline@cityofportsmouth.com
 NH (interactive map, by town): <https://www.nh.gov/covid19/dashboard/summary.htm>
 US MAP (right above) source: <https://covidactnow.org/?s=1618559>