

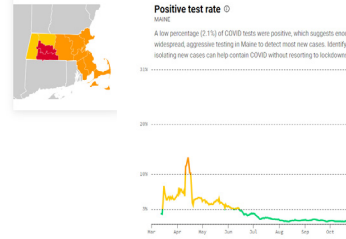
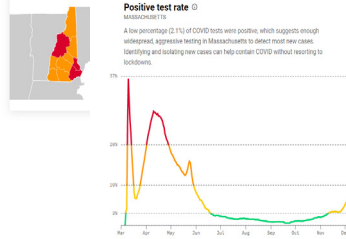
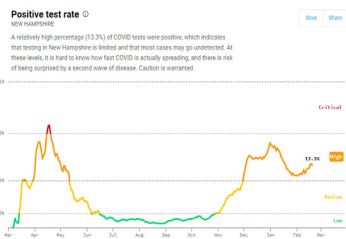
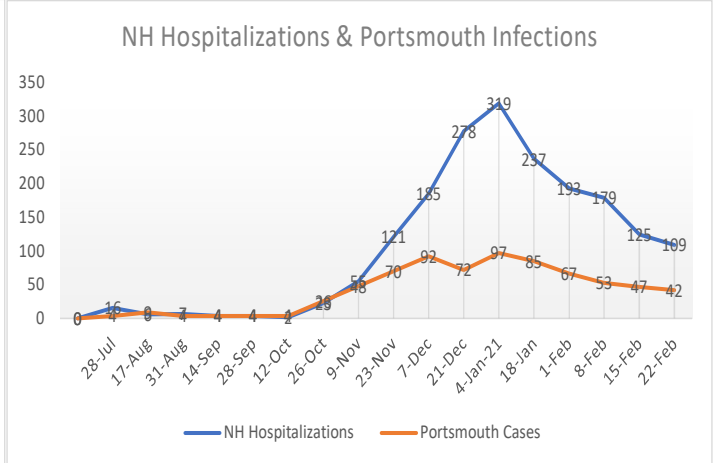
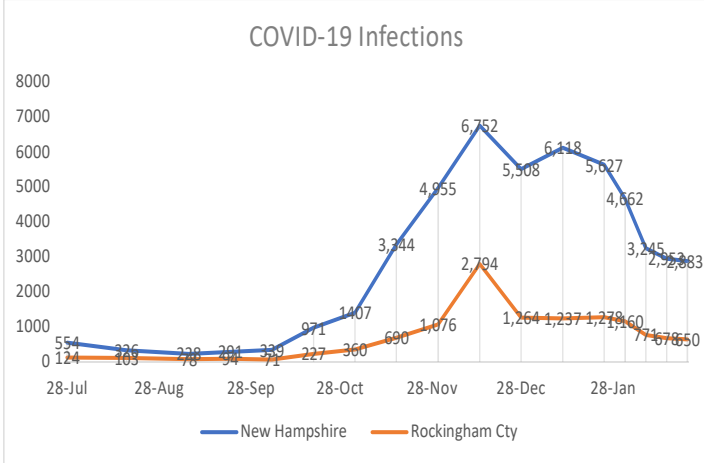
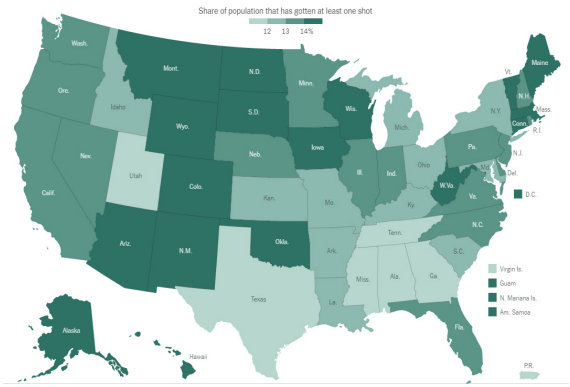
# COVID-19 DASHBOARD 2/22/21

This Wk Last Wk Cumulative Deaths

<b>NH Positivity</b>	<b>4.3%</b>	<b>4.4%</b>		
<b>Rockingham Positivity</b>	<b>5.8%</b>	<b>6.6%</b>		
<b>NH</b>	<b>2,883</b>	<b>2,953</b>	<b>73,665</b>	<b>1,154</b>
<b>Rockingham</b>	<b>650</b>	<b>678</b>	<b>18,072</b>	<b>205</b>
<b>Portsmouth</b>	<b>43</b>	<b>47</b>	<b>1,153</b>	

Positivity NH & Rockingham County: NH DHHS

NH: 267,893 vaccinated 328,525 doses received 13.1% of NH population has received 1 dose. <https://www.nytimes.com/interactive/2020/us/covid-19-vaccine-doses.html>

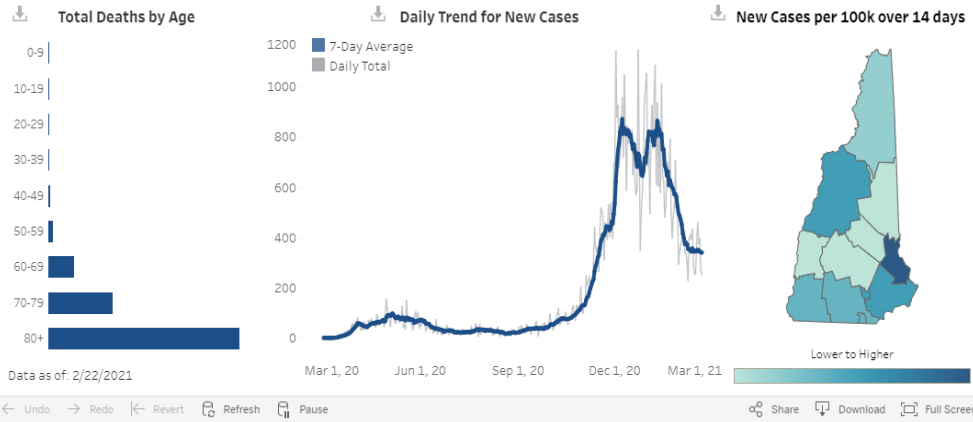


Source: Covid Act Now data tracker that combines data reported by the CDC and the states. For more: <https://covidactnow.org/?s=1488444>

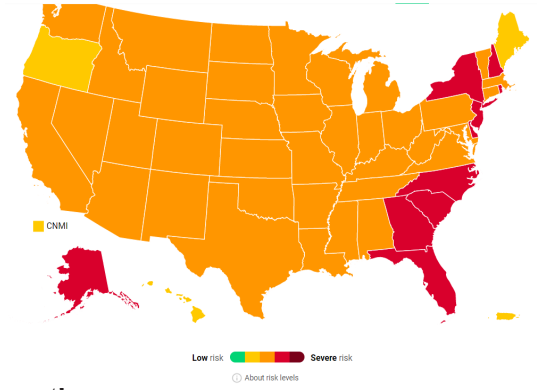
New Hampshire announced **252 cases** for February 22. There were an average of **339 cases per day** over the most recent 7-day period (February 16 to February 22). This is a **1% decrease** compared to the previous 7-day period.



<b>73,665</b> Total Cases	<b>1,093</b> Total Hosp.	<b>4.3%</b> 7-Day Test Positivity	<b>69,628</b> Total Recovered
<b>2,883</b> Active Cases	<b>109</b> Current Hosp.	<b>8,666</b> Avg. Daily Tests	<b>1,154</b> Total Deaths



Please note that these numbers are fluid. They have plateaued but remain too high. Recent outbreaks at college campuses may have impacted the NH risk level depicted in the map below. This progress remains fragile and requires that all mitigation measures continue at fully capacity.



Send questions to the Mayor's Blue Ribbon Committee on Health via [hotline@cityofportsmouth.com](mailto:hotline@cityofportsmouth.com)  
 NH (interactive map, by town): <https://www.nh.gov/covid19/dashboard/summary.htm>  
 US MAP (right above) source: <https://covidactnow.org/?s=1618559>