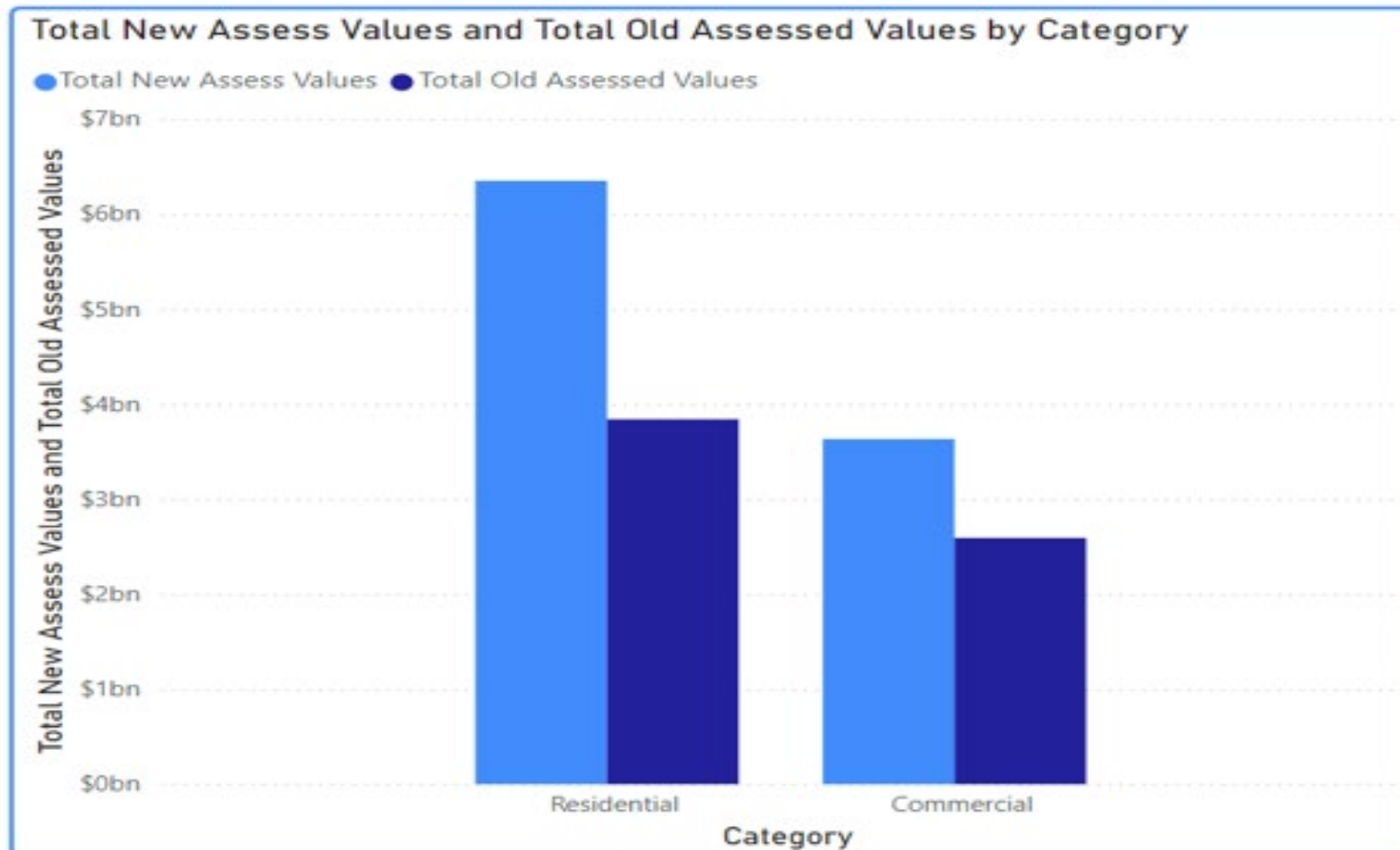


Preliminary Commercial Values

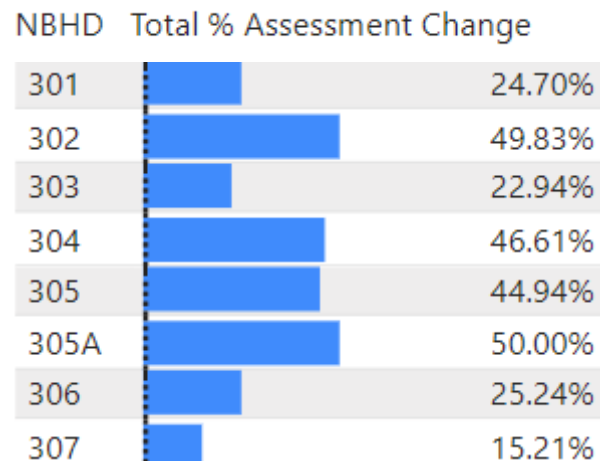
October 7, 2024



Estimated Commercial vs. Residential % Change



Estimated Commercial Neighborhood % Change



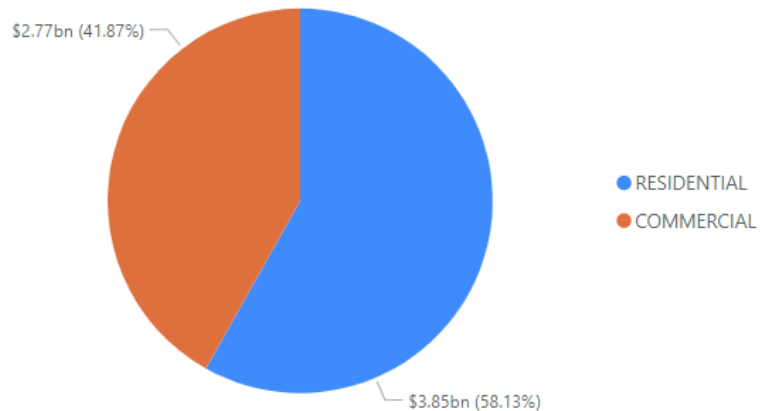
- 301- West Rd, Banfield, Borthwick, Commerce Way, Greenland, Gosling.
- 302 Rte. 1, Spaulding, Lower Islington
- 303 Woodbury, Gosling, Spaulding
- 304 Various Locations
- 305 Downtown
- 305A Islington Street- West End
- 306 South St, Little Harbor, Wentworth House Rd
- 307 Pease Tradeport

Estimated Commercial Values by Use

LND_USE_DESC	Total % Assessment Change	Total New Assess Values	Total Old Assessed Values
APT OVER 8	101.18%	\$433,252,100	\$215,351,000
PRI COMM	81.57%	\$209,510,472	\$115,387,700
APT 4-7 UN MDL-94	76.57%	\$155,129,422	\$87,855,500
RTL CONDO MDL-06	51.93%	\$123,883,300	\$81,542,400
OFF CONDO MDL-06	48.00%	\$318,741,900	\$215,365,800
COMM WHSE	47.97%	\$32,448,300	\$21,928,300
INNS	41.75%	\$15,011,100	\$10,589,500
RETAIL	35.92%	\$164,934,700	\$121,347,600
R-D FACIL	35.38%	\$18,516,183	\$13,677,483
REST/CLUBS	32.72%	\$77,567,400	\$58,446,100
STORE/SHOP	31.00%	\$51,921,900	\$39,636,500
MH PARK	27.17%	\$12,225,800	\$9,613,900
IND OFFICE	21.85%	\$43,580,100	\$35,764,000
SHOPNGMALL	20.82%	\$167,939,400	\$139,001,600
HOTELS	20.46%	\$236,892,620	\$196,658,600
MOTELS	19.82%	\$3,331,000	\$2,780,000
PROF BLDG	18.04%	\$34,460,100	\$29,194,400
OFFICE BLD	8.99%	\$458,084,200	\$420,316,300

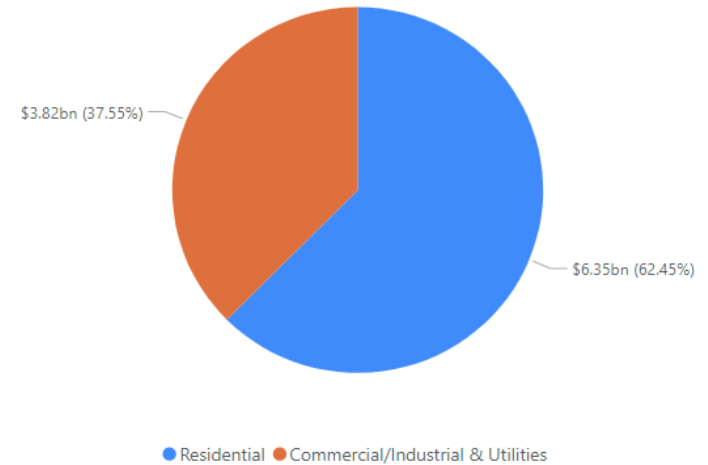
Estimated 2023 2024 Commercial vs. Residential

2023 Commercial vs. Resident (Excludes Pease Airport District)



PROPERTY CLASS	TOTAL VALUE
RESIDENTIAL	\$3,845,984,372
COMMERCIAL	\$2,769,795,588
Total	\$6,611,423,932

2024 Commercial vs. Residential (Excludes Pease Airport District)



COMMERCIAL/RESIDENTIAL	TOTAL VALUE
Residential	\$6,349,189,739
Commercial/Industrial & Utilities	\$3,817,651,285
Total	\$10,166,841,024

Estimated Preliminary Percent Change in Taxes

% Change in Value	% Increase in Taxes	# Parcels
< 1%	0%	79
1% to 45%	< 5%	1543
46% to 60%	<> 5.4% to 11.0%	3355
61% to 80%	<> 11.6% to 25.3%	3045
81% to 100%	<> 25.4 to 39.2%	554
101% to 117%	<> 39.3% to 50.8%	307
> 118%	>50.9	255

A 44% change in value is at or near a 0% increase in taxes.